

# ETA G10.712

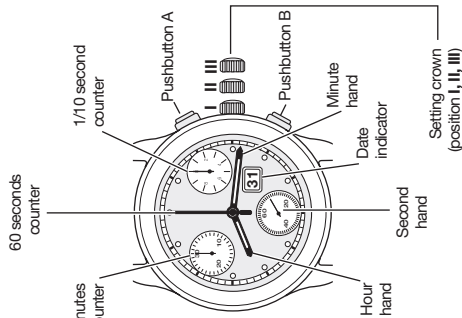
ETA SA Manufacture Horlogère Suisse  
depuis 1793

592 666 - 06.04.2014 / ETA / 00

## A

### DISPLAY

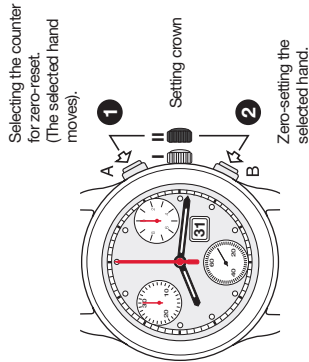
Watch hands



## B

### SETTING THE COUNTERS TO ZERO

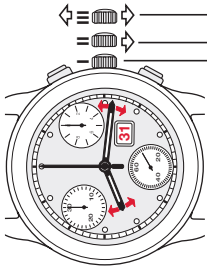
Setting crown in position II



## C

### SETTINGS

Crown 3 positions



Normal running of watch

Rapid correction of the date

Correcting time position: stop second and correction of the date at every passing of midnight

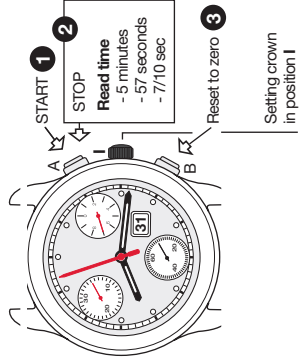
### Note

Setting crown in position III: STOP-SECOND

## D

### TIMING MODE

Simple timing function



1 to 3 order of functions

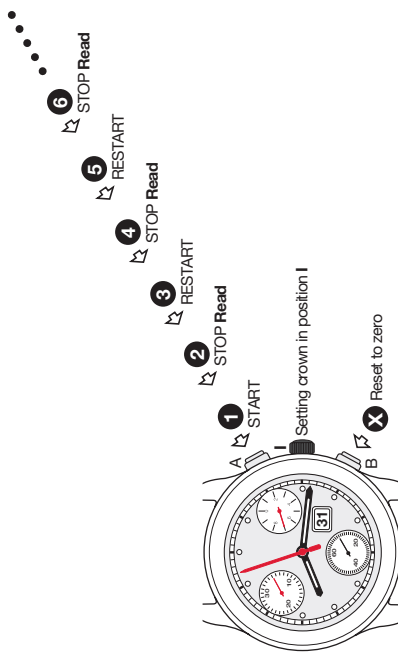
### WARNING

Before starting the time, put back the chronograph hands to their original position. If necessary, see paragraph SETTING THE TIMERS TO ZERO.

## E

### TIMING MODE

ADD function

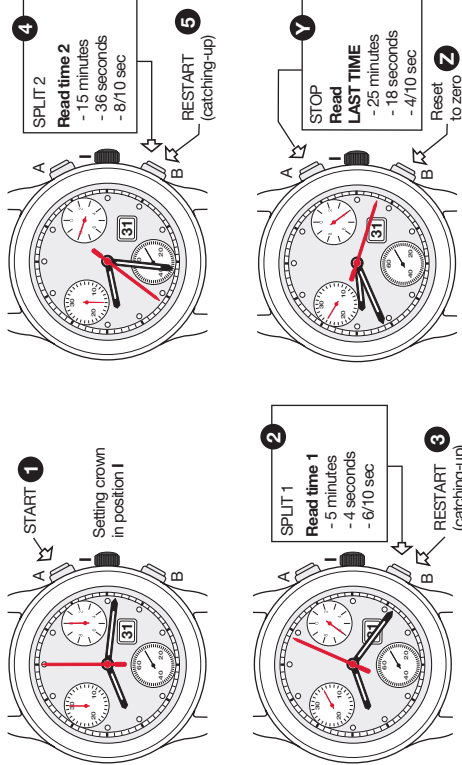


1 to X order of functions

## F

### TIMING MODE

SPLIT-TIME or INTERMEDIATE TIMES function



1 to Z order of functions